

LP202 Series

Loop Power Sensor, 4-20 mA Output Proportional to Vibration in Velocity,
Top Exit 2 Pin Connector



Product Features

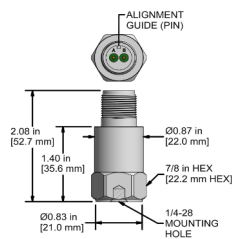
4-20 mA Current Proportional to Vibration in Velocity

- ▶ Outputs to PLC, DCS, SCADA
- ▶ Transmit Signals Over Long Distances with No Signal Loss
- ▶ IP68 Rated When Used with IP68 Rated Connectors or Integral Cables

LP202-XXX-1E

2 Pin Connector

Connector Pin	Polarity
A	(+) Loop Power
B	(-) Loop Power Return

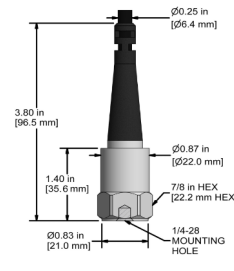


Built To Order

LP202-XXX-2E

CB103 Integral Cable

Conductor	Polarity
Red	(+) Loop Power
Black	(-) Loop Power Return
Shield	Cable Drain Wire

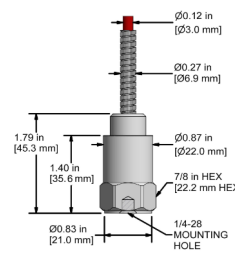


Built To Order

LP202-XXX-3E

CB206 Armored Integral Cable

Conductor	Polarity
Red	(+) Loop Power
Black	(-) Loop Power Return
Shield	Cable Drain Wire



Built To Order

Specifications	Standard	Metric	Specifications	Standard	Metric
Part Number	LP202	M/ or M8/LP202	<u>Physical</u>		
Tolerance: 4 mA	(± 10%)		Sensing Element	PZT Ceramic	
Tolerance: 20 mA	(± 10%)		Sensing Structure	Shear Mode	
<u>Electrical</u>			Weight	2.9 oz	82 grams
Settling Time	<30 Seconds		Case Material	316L Stainless Steel	
Voltage Source	15-30 VDC		Mounting Thread	1/4-28 Blind Tapped Hole	
Case Isolation	>10 ⁸ ohm		Connector (Non-Integral)	2 Pin MIL-C-5015	
<u>Environmental</u>			Mounting Torque	2 to 5 ft. lbs.	2.7 to 6.8 Nm
Operating Temperature Range	-4 to 212 °F	-20 to 100 °C	Mounting Hardware Supplied	1/4-28 Stud	M6x1 or M8x1.25 Adapter Stud
Electromagnetic Sensitivity	CE		Calibration Certificate	Current Output @ 100 Hz	
Sealing	Welded, Hermetic				
Submersible Depth	200 ft.	60 m			

Ordering Information

Ordering Code: [] [] /LP202 - [] [] [] [] - [] [] [] [] / [] [] [] [] / [] [] [] []					
Std Type Blank = 1/4-28 M = M6x1 M8 = M8x1.25	Measurement Range 0 = 0-0.5 IPS (0-12.7 mm/sec) 1 = 0-1 IPS (0-25.4 mm/sec) 2 = 0-2 IPS (0-50.8 mm/sec) 3 = 0-0.4 IPS (0-10 mm/sec) 4 = 0-0.8 IPS (0-20 mm/sec) 6 = 0-5 IPS (0-127 mm/sec)	Type P = Peak R = RMS	Frequency Range ±3dB 1 = 600-60000 CPM (10-1000 Hz) 2 = 180-150000 CPM (3-2500 Hz) 3 = 180-60000 CPM (3-1000 Hz) 4 = 180-300000 CPM (3-5000 Hz) 5 = 180-600000 CPM (3-10000 Hz)	Style 1E = 2 Pin MIL C-5015 2E = Integral Cable 3E = Armor Jacket M12E = 4 Pin M12	Integral Options Armor Length (Integral) 010 = 10 ft/3 m 020 = 20 ft/6 m 030 = 30 ft/9 m 050 = 50 ft/15 m 100 = 100 ft/30 m Cable Length (Integral) 010 = 10 ft/3 m 020 = 20 ft/6 m 030 = 30 ft/9 m 050 = 50 ft/15 m 100 = 100 ft/30 m
*Custom Lengths Available Upon Request					