


blowers & aspirators





FLUXJET 2V



MEDIOJET 2V



UNIJET 500

HOW THE BLOWERS & ASPIRATORS WORKS

The shell that encases the turbine forms the side channel, which surrounds the entire turbine, except for the short area between the inlet and outlet ports at the bottom of the casing, which are sealed off from each other.

Air is forced from between the turbine blades outwards. The compressed air is then forced to the centre of the perimeter of the side channel, where it then, following the channel, is set in a spiral motion until it returns to the turbine. With each such motion, the air makes its way from the inlet towards the discharge.

All ESAM blowers & aspirators are completely oil free.

OTHER BLOWERS & ASPIRATORS CONFIGURATIONS - 2V, 1AC, LHT

Designed for the specific requirements of certain applications is our range of 2V and 1AC models, which have in effect two blowers & aspirators built into the one compact unit. By connecting two turbines in series, as is done in the 2V range (green curves) we achieve far greater pressures. Similarly, by connecting two turbines in parallel, as is the case in our range of 1AC models (blue curves) we achieve much higher flows than standard models.

LHT models are fitted with bearings designed for higher temperatures, allowing these models to reach much greater pressures.

APPLICATIONS ACROSS INDUSTRY



AGRICULTURE



AQUACULTURE



AQUATIC



AUTOMOTIVE



CHEMICAL &
PHARMACEUTICAL



CLEANING



CONSTRUCTION



ELECTRONIC



ENERGY



FOOD



GLASS



GOVERNMENT &
INFRASTRUCTURE



GRAPHICS



LABORATORY



MANUFACTURING



MEDICAL



METAL WORK



PACKAGING



RETAIL



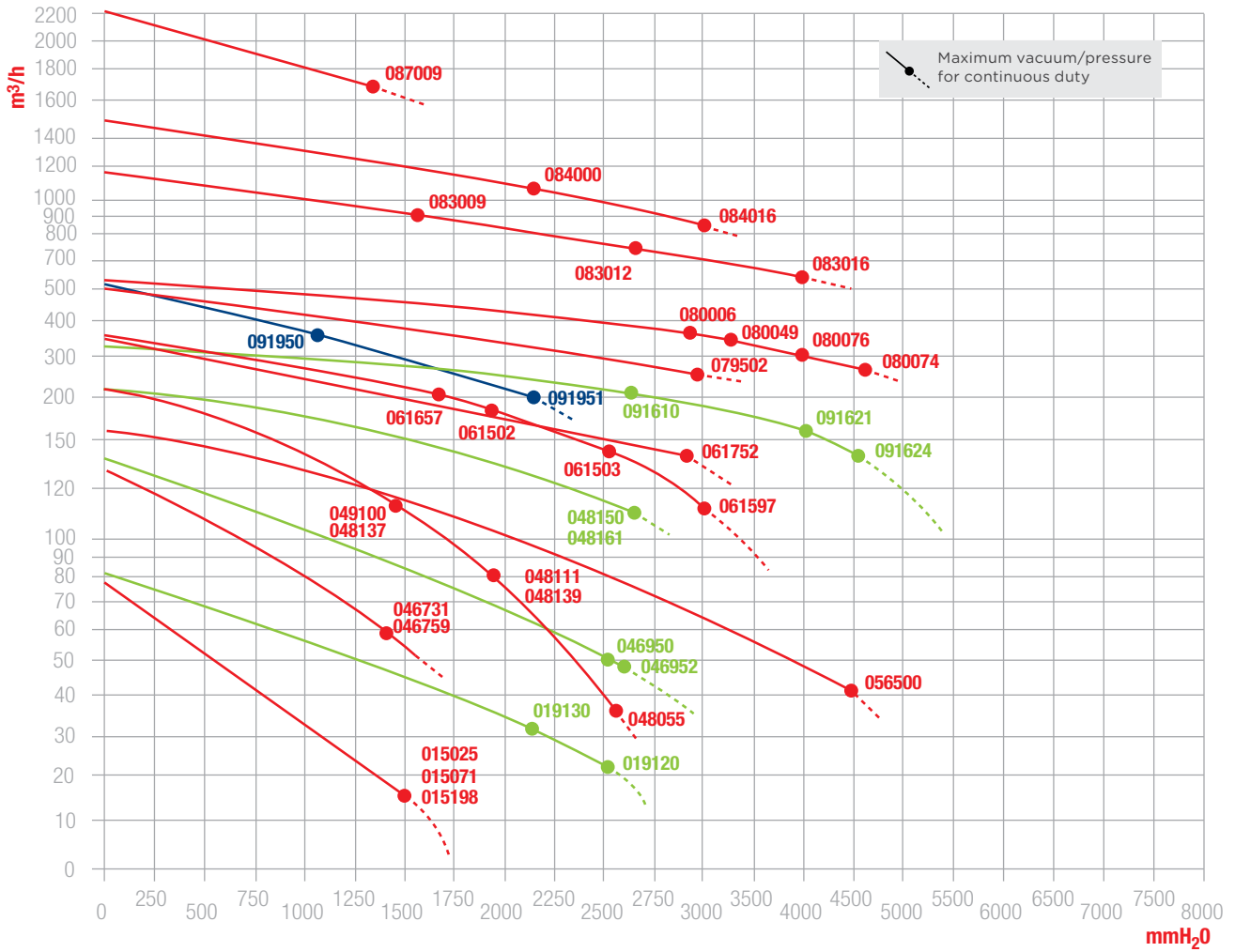
TEXTILE



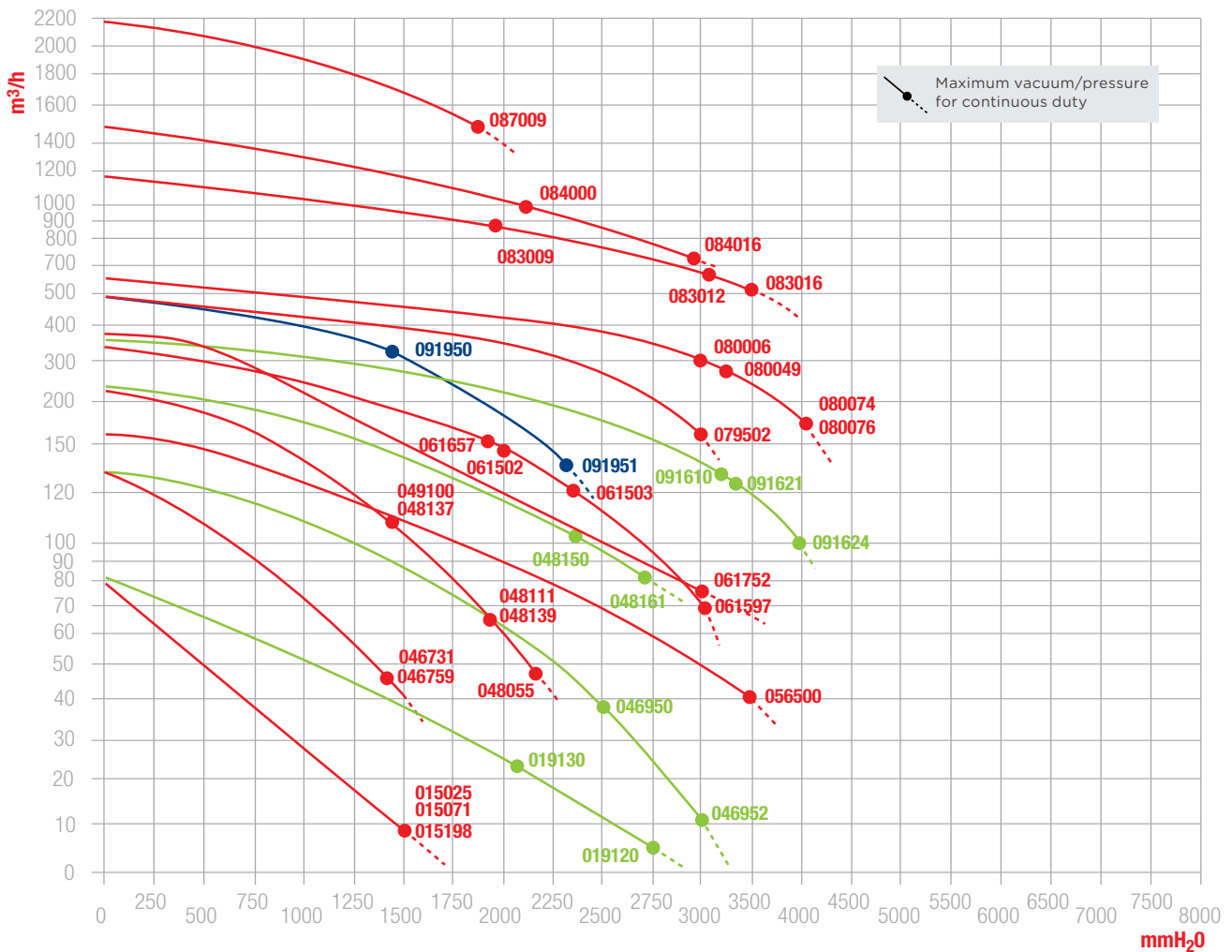
WATER &
ENVIRONMENT



PERFORMANCE GRAPH - PRESSURE



PERFORMANCE GRAPH - VACUUM



50 Hz Three Phase Electric Motor			Delta Δ		Star Y		Max Air Flow m ³ /hr	Max Pressure mbar	Max Vacuum mbar	dB(A)	Kg
Item Code	Description	kW	Volt	A	Volt	A					
015071	UNI JET 75	0.4	200-240	2.3	345-415	1.35	80	+145	-145	62	10
046731	TECNO JET II/s	0.75	200-240	4.2	345-415	2.4	135	+140	-145	68	18
049100	FLUX JET 80	1.1	200-240	5.2	345-415	3	200	+145	-145	68	19
048111	FLUX JET	1.5	200-240	6.9	345-415	4	200	+185	-185	68	21
048055	FLUX JET	2.2	230	9	400	5.2	200	+265	-215	68	24
061502	MEDIO JET	2.2	230	9	400	5.2	330	+185	-195	76	30
061503	MEDIO JET	3	230	11.8	400	6.8	330	+245	-230	76	32
061597	MEDIO JET LHT	4	200-240	16.7	345-415	9.7	330	+295	-295	76	44
061752	MEDIO JET 350	4	200-240	16.7	345-415	9.7	340	+290	-300	76	44
056500	UNI JET 160	4	200-240	16.7	345-415	9.7	160	+440	-345	78	62
079502	UNI JET 501	7.5	345-415	17.8	-	-	500	+285	-295	78	88
080006	UNI JET 500	7.5	345-415	17.8	-	-	600	+285	-295	78	96
080049	UNI JET 500	9	345-415	22.3	-	-	600	+320	-315	78	102
080076	UNI JET 500	11	345-415	24.2	-	-	600	+400	-390	78	112
080074	UNI JET 500	12.5	345-415	26.8	-	-	600	+465	-390	78	112
083009	UNI JET 1000	11	345-415	25	-	-	1200	+155	-185	82	140
083012	UNI JET 1000	15	345-415	33.2	-	-	1200	+265	-315	82	155
083016	UNI JET 1000	20	345-415	44.3	-	-	1200	+390	-345	82	180
084000	UNI JET 1500	15	345-415	33.2	-	-	1500	+210	-225	82	156
084016	UNI JET 1500	20	345-415	44.3	-	-	1500	+295	-295	82	156
087009	UNI JET 2200	20	345-415	44.3	-	-	2200	+130	-185	82	156
019130	UNI JET 75 2V	0.75	200-240	3.4	345-415	1.95	80	+215	-215	64	16
046950	TECNO JET 2V	1.5	200-240	7.1	345-415	4.1	135	+245	-245	65	25
046952	TECNO JET 2V LHT	1.5	200-240	7.1	345-415	4.1	135	+255	-295	65	25
048150	FLUX JET 2V	2.2	230	9	400	5.2	200	+265	-230	72	31
048161	FLUX JET 2V LHT	2.2	230	9	400	5.2	200	+265	-265	72	31
091610	MEDIO JET 2V	4	200-240	16.7	345-415	9.7	330	+260	-315	77	57
091621	MEDIO JET 2V	5.5	200-240	22.5	345-415	13	330	+390	-320	77	60
091624	MEDIO JET 2V LHT	5.5	200-240	22.5	345-415	13	330	+440	-390	77	60
091950	MEDIO JET 1AC	4	200-240	16.7	345-415	9.7	500	+105	-135	77	56
091951	MEDIO JET 1AC	5.5	200-240	22.5	345-415	13	500	+215	-225	77	56

50 Hz Single Phase Electric Motor			Volt	A	Max Air Flow m ³ /hr	Max Pressure mbar	Max Vacuum mbar	dB(A)	Kg
Item Code	Description	kW							
015025	UNI JET 75	0.4	230	3.1	80	+145	-145	62	10
015198	UNI JET 75 (50/60Hz)	0.4	115-230	6-3	80	+147	-147	62	10
046759	TECNO JET IIs	0.75	230	5.5	135	+135	-135	68	18
048137	FLUX JET	1.1	230	7.6	200	+145	-145	68	21
048139	FLUX JET	1.5	230	10	200	+185	-185	68	21
061657	MEDIO JET CE	2	240	12	330	+160	-170	75	33
019120	UNI JET 75 2V	0.8	230	4.8	80	+245	-270	64	16

Legend	Single Stage Blower	2 Stage Blower for greater pressure	2 Stage Blower for higher volume
--------	---------------------	-------------------------------------	----------------------------------

VALUES & DATA

The pressure and flow rates have a tolerance of ± 10%. The vacuum curves are valid for pumping air, with a temperature of 20°C at the inlet flange and with a pressure of 1013 mbar at the discharge port.

The pressure curves are valid for pumping air, with an average temperature of 20°C, a density of 1.23 kg/m³ and 1013 mbar at the inlet flange. All catalogue data is intended as an indication of product specification.

Due to our programme of continuous improvement, we reserve the right to change pictorial, performance and dimensional data without prior notice. Sound pressure data in accordance to ISO 3746-1979 (E) norms.

Parameters: r = 1 - background noise ≤ 51 dB(A) - instrument used: Bruel & Kjaer.

MEDIUM OF AIR

The standard blowers & aspirators are designed to pump clean air up to a maximum of 40°C. Special units made to individual specifications, are also available.

ESAM WEBSITE

If you're not 100% sure which Blower & Aspirator is the perfect fit for your application, visit the handy, interactive product selector tools at the ESAM website.

Choose from two selector options: performance graphs or tables, to accurately

match a product to your exact requirements. Easily switch between pressure and vacuum functions or single-phase and three-phase units, to quickly find what you're looking for.

With all results expressed on the actual flow at a pressure, rather than maximum figures, you can get an accurate representation of each blower's performance potential.

Once you've found the optimum blower statistics, click through for access to specific product information, dimensional drawings and images. From there, you're only one click away from a speedy product enquiry, and well on your way to owning the very best air technology in the industry. It really couldn't be easier!

ABOUT ESAM

What is different about ESAM?



SERVICE

Our aim stretches well beyond pressures and flows; every time we deliver a product our goal is nothing short of complete customer satisfaction.

DESIGN AND MANUFACTURE

All ESAM blowers & aspirators are individually manufactured & assembled.

Each completed unit has its own unique ID serial number that can be traced back to its original manufacturing date.

All ESAM blowers & aspirators are manufactured in Parma, Italy.

ISO ACCREDITATION

Products are designed and manufactured under the quality program of ISO 9001.

PRECISION

Each ESAM turbine is dynamically balanced & tested to ensure the highest possible quality and reliability.

TESTING

At ESAM, there is no such thing as 'batch testing'; we rigorously test every unit, putting every blower through all the extreme conditions under which it is likely to operate.

ESAM'S CUSTOMER COMMITMENT

ESAM stock the majority of products across all ranges.

ESAM have qualified technician's that can assist when installing, troubleshooting, warranty claims or seeking guidance for the appropriate blowers & aspirators.



The electric motors of our blowers in the standard voltages are certified cCSAus. This mark, given by MOU agreement between UL and CSA, certify the complete motor. All blowers are also manufactured to meet IEC 60034-1. Please contact us if you would like any further details

ACCESSORIES

We have a large range of accessories for ESAM Blowers & Aspirators including vacuum and pressure relief valves, filters and silencers .

Please contact ESAM for further information.




WARRANTY

ESAM offer a 1 year warranty from the date of purchase of the Product.

For all other ESAM products there is a 1 year warranty from the date of purchase.

ESAM's warranty statement can be downloaded from the website.





esamasia.com

ESAM ASIA

Australia: 5 Sheppard Street, Thornbury, VIC 3071

P: +61 3 9484 5719 **F:** +613 9484 4052 **E:** esam@esam.com.au **W:** www.esam.com.au

Singapore: Level 30, Singapore Land Tower, 50 Raffles Place, Singapore 048623

P: +65 6708 7456 **E:** sales@esamasia.com **W:** www.esamasia.com